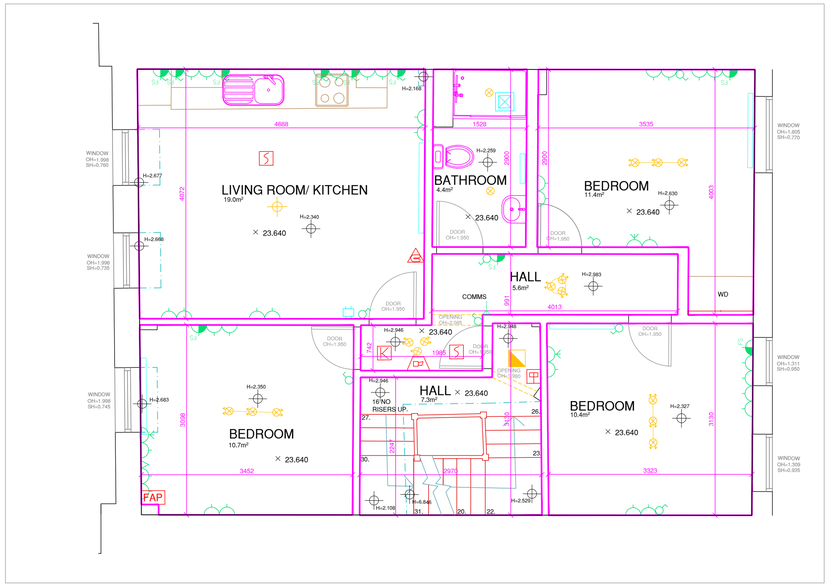

FIRST FLOOR
1:50 Scale
GIA = 68.8m²

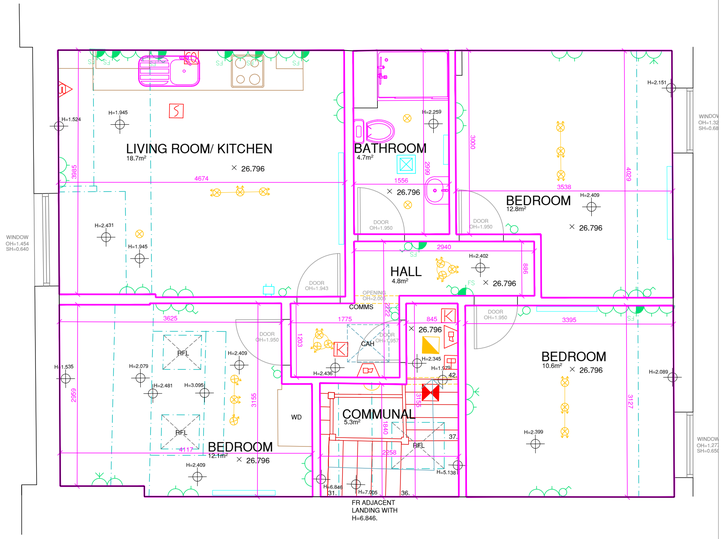

SECOND FLOOR
1:50 Scale
GIA = 69m²

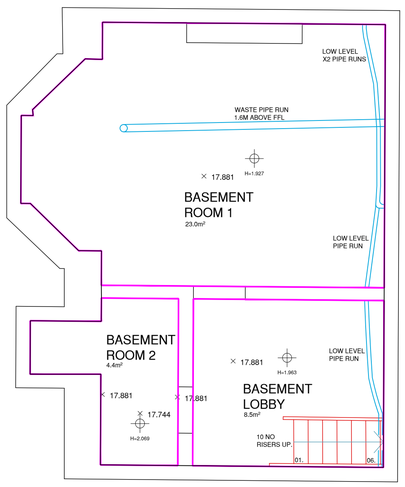

BASEMENT
1:50 Scale
GIA = 35.9m²

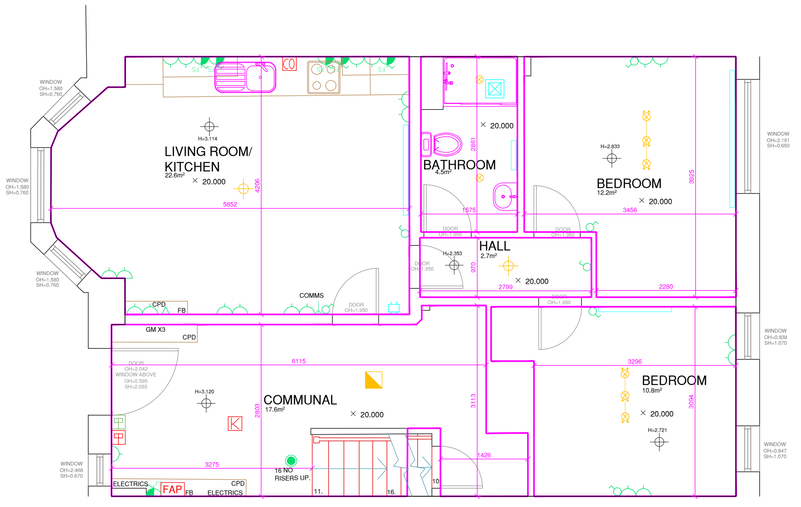

GROUND FLOOR
1:50 Scale
GIA = 70.4m²

ELECTRICAL LEGEND

- SINGLE SOCKET
- DOUBLE SOCKET
- TRIPLE SOCKET
- FUSED SPUR
- SWITCHED FUSED SPUR
- SHAVER SOCKET
- SINGLE FLOOR SOCKET
- CCTV
- INTRUDER ALARM SENSOR
- INTRUDER ALARM PANEL
- SQUARE SPEAKER
- DOUBLE FLOOR SOCKET
- DATA FLOOR SOCKET
- LIGHT SWITCH
- MULTIPLE LIGHT SWITCH
- PULL CORD LIGHT SWITCH
- TELEPHONE / DATA POINT
- TV AERIAL
- CIRCULAR SPEAKER
- WIFI BOOSTER
- UNKNOWN ITEM

FIRE LEGEND

- BEACON
- BEACON / SOUNDER
- BELL
- HEAT DETECTOR
- HEAT DETECTOR / SOUNDER
- SMOKE DETECTOR
- SMOKE SOUNDER
- EMERGENCY LIGHT
- FIRE EXIT LIGHT
- FIRE EXIT SIGN
- WATER EXTINGUISHER
- CO2 EXTINGUISHER
- POWDER EXTINGUISHER
- SOUNDER
- RED BREAK GLASS
- GREEN BREAK GLASS
- SMOKE VENT SWITCH
- FIRE ALARM PANEL
- REMOTE INDICATOR
- SPRINKLER
- FOAM EXTINGUISHER
- FIRE BLANKET
- SAND BUCKET
- WET CHEMICAL EXTINGUISHER
- WATER HOSE
- BREAK GLASS FOR KEY

LIGHTING

- PENDANT LIGHT
- SPOT LIGHT
- DIRECTIONAL SPOT LIGHT
- SINGLE FLUORESCENT TUBE
- DOUBLE FLUORESCENT TUBBE
- RECESSED CEILING LIGHT
- WALL MOUNTED LIGHT
- COMPACT FLUORESCENT
- OUTDOOR LIGHT
- RECESSED FLOOR LIGHT
- SURFACE CEILING LIGHT

MECHANICAL

- THERMOSTAT
- A/C CONTROL
- CEILING A/C UNIT
- WALL A/C UNIT
- 600 SQUARE EXTRACT
- SQUARE EXTRACT
- CIRCULAR EXTRACT
- WALL MOUNTED EXTRACT
- CEILING FAN
- CEILING FAN WITH LIGHT

THIS DRAWING IS TO BE READ IN CONJUNCTION WITH ALL RELEVANT SPECIFICATIONS AND DRAWINGS ISSUED. FOR DISCREPANCIES OR OMISSIONS CONTACT MOBILE CAD SURVEYING SOLUTIONS LTD PRIOR TO WORK COMMENCING. THE CONTRACTOR IS TO CHECK AND VERIFY ALL BUILDING AND SITE DIMENSIONS AND LEVELS BEFORE WORK COMMENCES.

© COPYRIGHT MOBILE CAD SURVEYING SOLUTIONS LTD 2022

DO NOT SCALE THIS DRAWING - CHECK ALL DIMENSIONS ON SITE

Note:
Areas drawn indicatively noted and indicated by grey dashed line as line below

ABBREVIATIONS & LEGEND:

LEVELS & HEIGHTS

CL	-	COVER LEVEL
IL	-	INVERT LEVEL
L	-	LEVEL
HT	-	HEIGHT
STN	-	SURVEY STATION
BM	-	BEAM
CE	-	CEILING
J	-	JOISTS
RA	-	RAFTERS
E	-	EAVES
F	-	FENCE
UIS	-	UNDERSIDE OF
RL	-	RIDGE LINE
FR	-	FLAT ROOF
HL	-	HIP LINE
VL	-	VALLEY LINE
PW	-	PARAPET WALL
SL	-	SLAB
SF	-	SOFFIT
T	-	TREE
THR	-	THRESHOLD
To	-	TOP OF
W	-	WALL
HH	-	HEAD HEIGHT
OH	-	OPENING HEIGHT
SH	-	SILL HEIGHT

GENERAL NOTES

AB	-	ADVERTISING BOARD
AC	-	AIR CONDITIONING UNIT
AHU	-	AIR HANDLING UNIT
AP	-	INTRUDER ALARM PANEL
B	-	BOLLARD
BA	-	BARRIER
BE	-	BENCH
BS	-	BUS STOP
BLR	-	BOILER
BXO	-	BOXING OUT
CAH	-	CEILING ACCESS HATCH
CHY	-	CHIMNEY
CPD	-	CUPBOARD
DB	-	DOG WASTE BIN
DW	-	DWARF WALL
DK	-	DROP KERB
EDB	-	ELECTRICAL DISTRIBUTION BOARD
EG	-	EXTRACT GRILLE
EM	-	ELECTRIC METER
FB	-	FUSE BOX
FP	-	FIREPLACE
FU	-	FLUE
FAP	-	FIRE ALARM PANEL
GR	-	GRASS
GU	-	GUARDING
GM	-	GAS METER
HWC	-	HOT WATER CYLINDER
LB	-	LITTER BIN
LP	-	LAMP POST
PC	-	PELICAN CROSSING
PS	-	PAVING SLABS
PL	-	PAVEMENT LIGHT
PLT	-	PLANTING
PB	-	POST BOX
RG	-	RAILING
RS	-	ROAD SIGN
RFL	-	ROOF LIGHT
SB	-	SPEED BUMP
SG	-	SIGNAGE
SN	-	STREET NAME SIGN
SWR	-	SHOWER
SHV	-	SHELVING
TB	-	TELEPHONE BOX
TL	-	TRAFFIC LIGHT
TM	-	TICKET MACHINE
TP	-	TELEGRAPH POLE
VE	-	VEGETATION
WA	-	WATER
WD	-	WARDROBE
WH	-	WATER HEATER
ZC	-	ZEBRA CROSSING

SERVICES

BT	-	BRITISH TELECOMS
CATV	-	CABLE TELEVISION
ER	-	EARTHING ROD
ES	-	ELECTRICAL SUPPLY
FH	-	FIRE HYDRANT
GAS	-	GAS SUPPLY
PO	-	POST OFFICE TELEPHONE
SV	-	STOP VALVE
TSSU	-	TRAFFIC LIGHT SIGNALS

DRAINAGE

DC	-	DRAINAGE CHANNEL
G	-	GULLY
IC	-	INSPECTION CHAMBER
M/H	-	MANHOLE
RE	-	RODDING EYE
RWP	-	RAIN WATER PIPE
UTL	-	UNABLE TO LIFT
S+VP	-	SOIL & VENT PIPE
ST	-	STOP TAP
WM	-	WATER METER

TYPICAL DRAWING SYMBOLS

SPOT LEVEL × 96.256

SPOT HEIGHT ToW 99.034

SURVEY STATION STN.01 E 232193.251 N 515743.694 HT: 95.142

MANHOLE / INSPECTION CHAMBER I/C CL=96.256 IL=94.624

SURVEY HEIGHT H=2.704

WINDOW TAG WINDOW 015 OH=1.060 SH=0.747 SH=1.215

DOOR TAG DOOR 020 OH=1.920

RADIATOR TAG RADIATOR 005 TH=0.238 LH=0.600 BH=0.200

TOP & BOTTOM OF KERB × 34.500 34.350

TOPOGRAPHICAL SYMBOLS

OVERHEAD ELECTRICAL

OVERHEAD TELEPHONE

FENCE LINE

VEGETATION OUTLINE

SINGLE GATE

DOUBLE GATE

TREE

CONTOURS 92.000m

SLOPING DIRECTION LINE

REV	DATE	AMENDMENTS

MOBILE CAD
Surveying Solutions
www.mobcad.co.uk
surveys@mobcad.co.uk
Pontefract Head Office:
Unit 10 & 11
2 Harrogate Lane
Pontefract
West Yorkshire
WF8 1QY
01977 525 076
London Office:
Kemp House
152 - 160 City Road
London
EC2V 2NX
020 3198 1197

PROJECT: MEASURED BUILDING SURVEY
ADDRESS: 263 EDGE RD,
LIVERPOOL,
L7 9LB.
DWG NO.: FW-0014 - 013 - 01
DWG TITLE:FLOOR PLANS
DWG DATE: JUNE 2022
DWG SIZE: SCALE AS SHOWN @ A1
DRAWN: TB | CHECKED: JR | ISSUE